B2=B5=B8=B11=B14=B16=B19=B22=B25=B28 =B31=B33=B34=B37=B39
1xHC-40

PLANTA ESC 1:50



5 N11 ø8.0 C=216

CORTE ESC 1:50

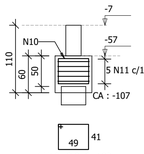

4 N10 ø8.0 C=192

B3=B4
1xHC-40

PLANTA ESC 1:50

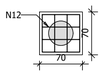

5 N13 ø8.0 C=256

CORTE ESC 1:50

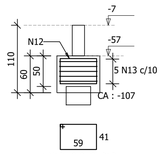

4 N12 ø8.0 C=212

B9=B10
2xHC-40

PLANTA ESC 1:50

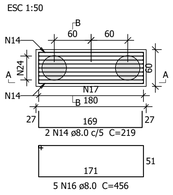

5 N16 ø8.0 C=456

CORTE A-A ESC 1:50

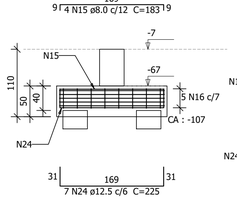

CORTE B-B ESC 1:50

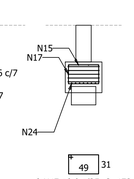

8 N17 ø8.0 c/25 C=172

B17=B24=B30
3xHC-40

PLANTA ESC 1:50

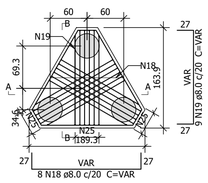

CORTE A-A ESC 1:50

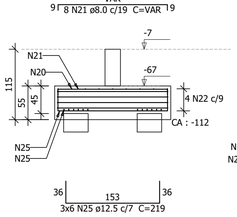

CORTE B-B ESC 1:50

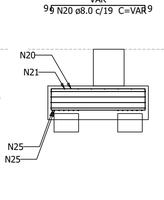

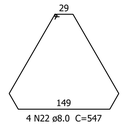

4 N22 ø8.0 C=547

Relação do aço

2xB4 2xB10 B18
2xB29 3xB30 15xB39

AÇO	N	DIAM (mm)	QUANT	C.UNIT (cm)	C.TOTAL (cm)
CA50	10	8.0	60	192	11520
	11	8.0	75	216	16200
	12	8.0	8	212	1696
	13	8.0	10	256	2560
	14	8.0	22	219	4818
	15	8.0	26	183	4758
	16	8.0	10	456	4560
	17	8.0	16	172	2752
	18	8.0	40	VAR	VAR
	19	8.0	45	VAR	VAR
	20	8.0	45	VAR	VAR
	21	8.0	40	VAR	VAR
	22	8.0	20	547	10940
	23	8.0	5	696	3480
	24	12.5	14	225	3150
	25	12.5	96	219	21024
	26	12.5	12	VAR	VAR

Resumo do aço

AÇO	DIAM (mm)	C.TOTAL (m)	QUANT (Barras)	PESO (kg)
CA50	8.0	967.4	81	381.7
	12.5	271.2	23	261.2
PESO TOTAL (kg)				
CA50	642.9			

B18
4xHC-40

PLANTA ESC 1:50

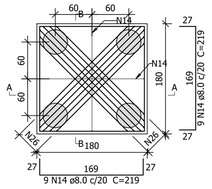

5 N23 ø8.0 C=696

CORTE A-A = CORTE B-B ESC 1:50

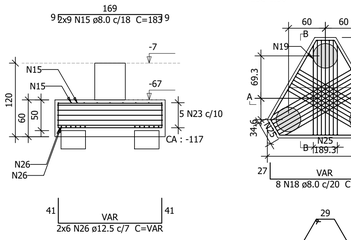

B23=B29
3xHC-40

PLANTA ESC 1:50

CORTE A-A ESC 1:50

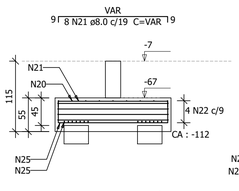

CORTE B-B ESC 1:50

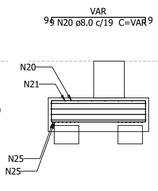

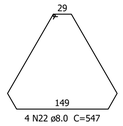

4 N22 ø8.0 C=547

P1

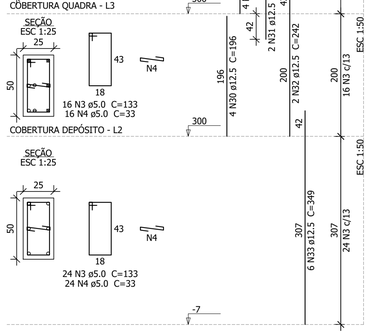

P2=P5=P8=P11=P14=P16=P19=P22 P25=P28=P31=P33=P34=P37=P39

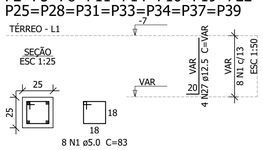

8 N1 ø5.0 C=83

P17=P18=P23=P24=P29=P30

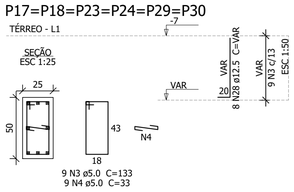

9 N3 ø5.0 C=133
9 N4 ø5.0 C=33

P3=P4

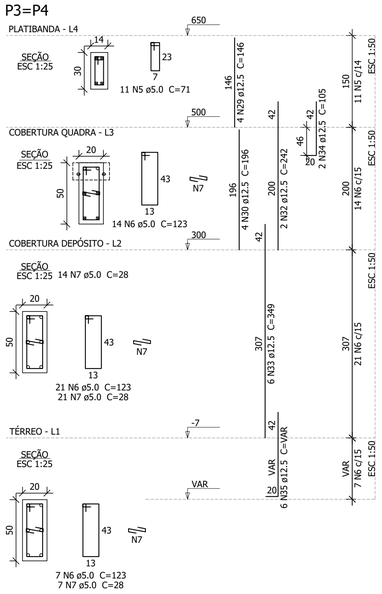

P6=P35=P40

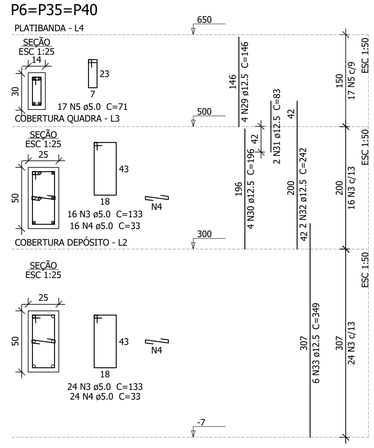

Relação do aço

PLATIBANDA:	P1		2xP3
	3xP6		10xP7
	P13		
TÉRREO:	15xP2		2xP9
	6xP17		

AÇO	N	DIAM (mm)	QUANT	C.UNIT (cm)	C.TOTAL (cm)
CA60	1	5.0	120	83	9960
	2	5.0	16	113	1808
	3	5.0	614	133	81662
	4	5.0	614	33	20262
	5	5.0	194	71	13774
	6	5.0	84	123	10332
	7	5.0	84	28	2352
	8	5.0	57	103	5871
	9	5.0	56	38	2128
CA50	27	12.5	72	VAR	VAR
	28	12.5	48	VAR	VAR
	29	12.5	68	146	9928
	30	12.5	64	196	12544
	31	12.5	28	83	2324
	32	12.5	36	242	8712
	33	12.5	100	349	34900
	34	12.5	4	105	420
	35	12.5	12	VAR	VAR
	36	12.5	4	303	1212

Resumo do aço

AÇO	DIAM (mm)	C.TOTAL (m)	QUANT (Barras)	PESO (kg)
CA50	12.5	852.2	72	821
CA60	5.0	1481.5	-	228.3
PESO TOTAL (kg)				
CA50	821			
CA60	228.3			

P13

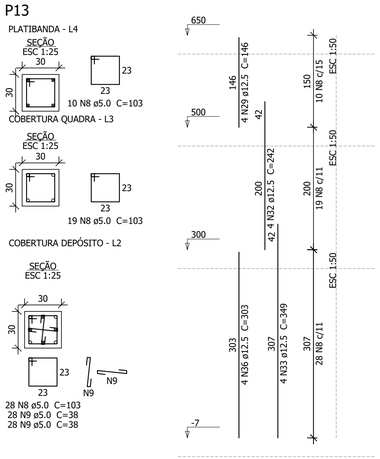

P7=P12=P15=P20=P21=P26=P27=P32=P36=P38

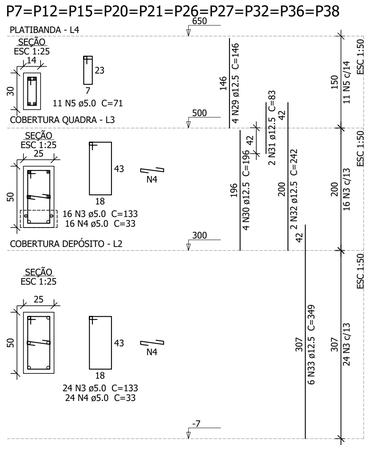

P9=P10

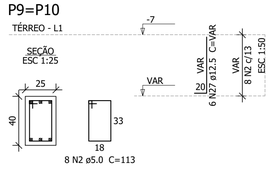

8 N2 ø5.0 C=113

ARMAÇÃO ESTACAS HÉLICE CONTÍNUA Ø 40cm

Relação do aço

41xESTACA HC - 40cm

AÇO	N	DIAM (mm)	QUANT	C.UNIT (cm)	C.TOTAL (cm)
CA50	1	6.3	1681	233	75276
	2	10.0	123	205	11070
	3	12.5	246	1367	147600

Resumo do aço

AÇO	DIAM (mm)	C.TOTAL (m)	PESO (kg)
CA50	6.3	1714.5	420.0
	10.0	110.7	68.3
	12.5	1476.0	1421.6
PESO TOTAL (kg)			
CA50	1912.9		

Volume de concreto (C-30) = 86.56m³

Nº	DESCRIÇÃO	DATA
00	EMISSÃO INICIAL	31/05/2023

OBS.: TODAS AS MEDIDAS DEVEM SER CONFERIDAS EM OBRA. CASO SEJA NECESSÁRIO ALGUMA ALTERAÇÃO, ENTRAR EM CONTATO COM O PROJETISTA RESPONSÁVEL.

ASSINATURAS

CLIENTE:

Documento assinado digitalmente gov.br
NAIM JOSE ZIEGLER
Data: 26/02/2024 14:50:10-0300
Verifique em https://validar.iti.gov.br

PREFEITURA DE GOVERNADOR CELSO RAMOS
CNPJ: 82.892.373/0001-89

RESPONSÁVEL TÉCNICO: GUILHERME SILVEIRA DE OLIVEIRA:00492851905

Assinado de forma digital por GUILHERME SILVEIRA DE OLIVEIRA:00492851905
Dados: 2023.05.31 17:29:12 -03'00'

GUILHERME SILVEIRA DE OLIVEIRA
CREA/SC: 126.956-9

PROJETO ESTRUTURAL

ENGEPLANTI
PROJETOS E SUPERVISÃO
Engeplanti Consultoria LTDA./ CREA nº 163388-0 / CNPJ 23.002.667/0001-29
Rua Cristóvão Nunes Pires, 110 - CEP 88010-120 - Florianópolis / Fone: (48) 99969-3345 / e-mail: guilherme@engeplanti.com.br

OBRA: **ESCOLA MUNICIPAL DALMA LUZ DE AZEVEDO**

INSCRIÇÃO IMOBILIÁRIA: ---

ENDEREÇO: AV. GANCHOS, BAIRRO CALHEIROS - GOVERNADOR CELSO RAMOS

CONTEÚDO: ARMAÇÃO BLOCOS, ESTACAS E PILARES

ETAPA: EXECUTIVO

ESCALA: INDICADA

PRANCHA: EST **04/10**

ARQUIVO: 029-23_06_DALMA_EST_PE_004_QUAD_ARM-R00.dwg